



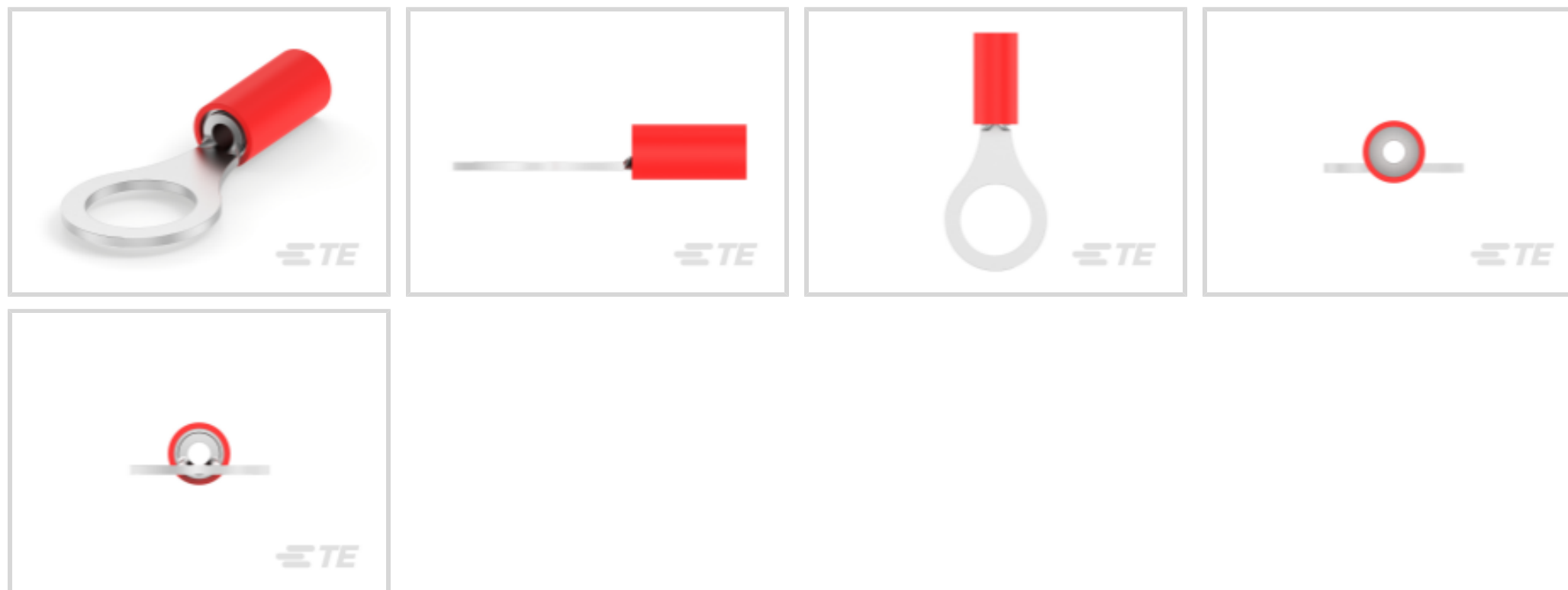
**PIDG**

TE Internal #: 2-31895-1

Ring Terminals & Spade Terminals, Ring Tongue, 22 AWG Wire Size, .3 – 1.42 mm<sup>2</sup> Wire Size, 509 – 3260 CMA Wire Size, Stud Size M8 / 5/16

[View on TE.com >](#)

Terminals & Splices > Ring Terminals & Spade Terminals > PIDG RING TONGUE TERMINALS



Ring & Spade Terminal Type: **Ring Tongue**

Wire Size: **509 – 3260 CMA**

Stud Size: **5/16, M8**

[All PIDG RING TONGUE TERMINALS \(421\)](#)

**Features**

**Product Type Features**

Shape Description	RING-041
Stud Size	5/16, M8
Sealable	No
Wire Insulation Support Retention Type	Insulation Support

**Configuration Features**

Number of Holes	1
Terminal Angle	180 °

**Electrical Characteristics**

Voltage (Max)	300 V
---------------	-------

**Body Features**

Inspection Slot	No
Insulation Sleeve Color	Red
Weight per Piece	1.087 g
Stripe Color	Red



### Contact Features

Ring & Spade Terminal Type	Ring Tongue
Barrel Type	Closed
Terminal Orientation	Offset
Terminal Plating Material	Tin

### Mechanical Attachment

Wire Insulation Support	With
-------------------------	------

### Dimensions

Wire Size	509 – 3260 CMA
Stud Diameter	7.92 mm[.312 in]
Tongue Thickness	.79 mm[.031 in]
Overall Product Length	27.38 mm[1.078 in]
Accepts Wire Insulation Diameter (Max)	3.56 mm[.14 in]
Accepts Wire Insulation Diameter Range	2.67 – 3.56 mm[.105 – .14 in]

### Usage Conditions

Insulation Option	Partially Insulated
Operating Temperature Range	105 °C[221 °F]

### Operation/Application

Compatible With Wire Base Material	Copper
Compatible With Wire Plating Material	Tin
Heavy Duty	No

### Industry Standards

Government Qualified	No
----------------------	----

### Packaging Features

Packaging Quantity	5000
Packaging Method	Tape Mounted

### Product Compliance

[For compliance documentation, visit the product page on TE.com>](#)

EU RoHS Directive 2011/65/EU	Compliant
EU ELV Directive 2000/53/EC	Compliant
China RoHS 2 Directive MIIT Order No 32, 2016	No Restricted Materials Above Threshold



EU REACH Regulation (EC) No. 1907/2006

Current ECHA Candidate List: JUNE 2022 (224)

Candidate List Declared Against: JUNE 2022 (224)

Does not contain REACH SVHC

Halogen Content

Low Halogen - Br, Cl, F, I < 900 ppm per homogenous material. Also BFR/CFR/PVC Free

Solder Process Capability

Not applicable for solder process capability

Product Compliance Disclaimer

This information is provided based on reasonable inquiry of our suppliers and represents our current actual knowledge based on the information they provided. This information is subject to change. The part numbers that TE has identified as EU RoHS compliant have a maximum concentration of 0.1% by weight in homogenous materials for lead, hexavalent chromium, mercury, PBB, PBDE, DBP, BBP, DEHP, DIBP, and 0.01% for cadmium, or qualify for an exemption to these limits as defined in the Annexes of Directive 2011/65/EU (RoHS2). Finished electrical and electronic equipment products will be CE marked as required by Directive 2011/65/EU. Components may not be CE marked. Additionally, the part numbers that TE has identified as EU ELV compliant have a maximum concentration of 0.1% by weight in homogenous materials for lead, hexavalent chromium, and mercury, and 0.01% for cadmium, or qualify for an exemption to these limits as defined in the Annexes of Directive 2000/53/EC (ELV). Regarding the REACH Regulation, the information TE provides on SVHC in articles for this part number is based on the latest European Chemicals Agency (ECHA) 'Guidance on requirements for substances in articles' posted at this URL: <https://echa.europa.eu/guidance-documents/guidance-on-reach>

## Compatible Parts

TE Part # 59824-1  
TETRA-CRIMP PIDG PG FASTON 22-10 ASSY

TE Part # 47386  
DAHT PG PIDG 26-16 ASSY

TE Part # 58433-3  
PRO CR ASSY, RBY IS9252

TE Part # 58423-1  
DIE, RBY IS9252


TE Part # 1SET191002R0000  
TET CRIMP-HT

TE Part # 169404  
CERTI-LOK DIE

Also in the Series | **PIDG**



Compression Connectors(17)



Crimp Terminal Housings(1)



Crimp Wire Pins, Tabs &amp; Ferrules(41)




Hand Crimping Tools(2)



Knife Disconnects(11)



PCB Terminals(9)



Quick Disconnects(53)



Ring Terminals &amp; Spade Terminals(861)



Special Purpose Terminals(1)



Splices(48)

## Documents

### Product Drawings

[PIDG 22-16 22-18MIL R5/16;TAPE](#)

English

### CAD Files

Customer View Model

[ENG\\_CVM\\_CVM\\_2-31895-1\\_W.2d\\_dxf.zip](#)

English

### 3D PDF

3D

Customer View Model

[ENG\\_CVM\\_CVM\\_2-31895-1\\_W.3d\\_igs.zip](#)

English

Customer View Model

[ENG\\_CVM\\_CVM\\_2-31895-1\\_W.3d\\_stp.zip](#)

English

By downloading the CAD file I accept and agree to the [Terms and Conditions](#) of use.



### Product Specifications

#### Application Specification

English

---

### Product Environmental Compliance

#### MD\_2-31895-1\_05042018853\_dmtec

English

#### MD\_2-31895-1\_05042018853\_dmtec

English

---

### Agency Approvals

#### UL Report

English

#### UL Report

English